VR1
ESC 1:50

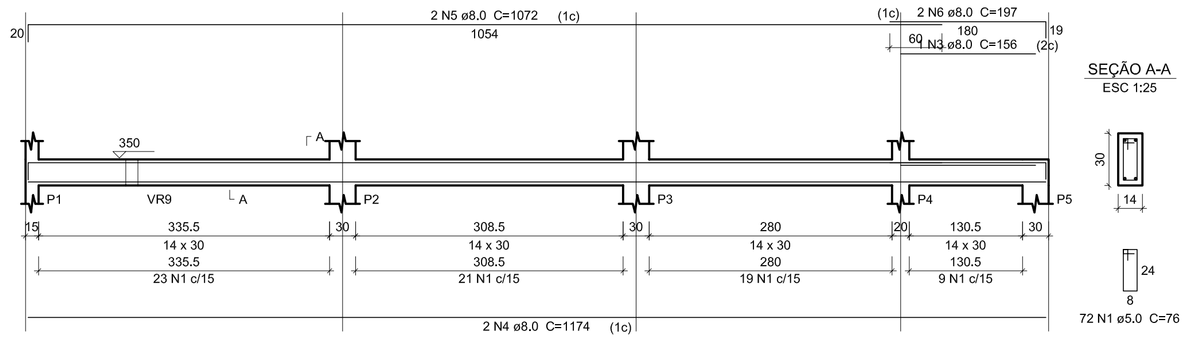

VR2
ESC 1:50

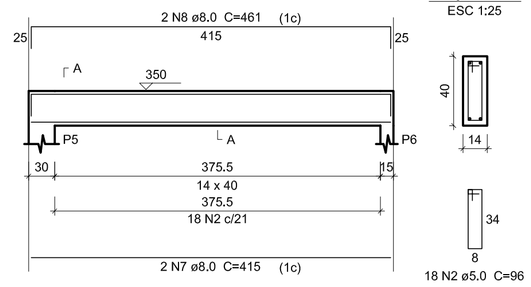

VR3
ESC 1:50

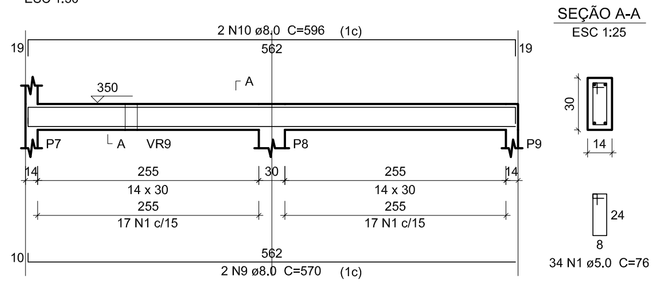

Relação do aço

VR1	VR2	VR3
VR4	VR5	VR6
VR7	VR8	VR9
VR10	VR11	VR12
VR13	VR14	VR15
VR16	VR17	

AÇO	N	DIAM	Q	UNIT (cm)	C.TOTAL (cm)
CA60	1	5.0	437	76	33212
	2	5.0	93	96	8928
CA50	3	8.0	1	156	156
	4	8.0	2	1174	2348
	5	8.0	2	1072	2144
	6	8.0	2	197	394
	7	8.0	2	415	830
	8	8.0	2	461	922
	9	8.0	2	570	1140
	10	8.0	4	596	2384
	11	8.0	2	831	1662
	12	8.0	2	862	1724
	13	8.0	2	335	670
	14	8.0	2	363	726
	15	8.0	2	1133	2266
	16	8.0	2	88	176
	17	8.0	2	1095	2190
	18	8.0	2	206	412
	19	8.0	2	562	1124
	20	8.0	4	838	3352
	21	8.0	2	231	462
	22	8.0	2	257	514
	23	8.0	2	623	1246
	24	8.0	2	640	1280
	25	8.0	6	428	2568
	26	8.0	2	451	902
	27	8.0	4	149	596
	28	8.0	2	179	358
	29	8.0	2	711	1422
	30	8.0	2	742	1484
	31	8.0	4	445	1780
	32	8.0	2	258	516
	33	8.0	2	292	584
	34	8.0	2	188	376
	35	10.0	1	97	97

Resumo do aço

AÇO	DIAM	C.TOTAL (m)	PESO (kg)
CA50	8.0	387.1	152.7
	10.0	1	0.6
CA60	5.0	421.4	65
PESO TOTAL			
CA50	153.3		
CA60	65		

Vol. de concreto total (C-25) = 4.24 m³
Área de forma total = 73.69 m²

VR4
ESC 1:50

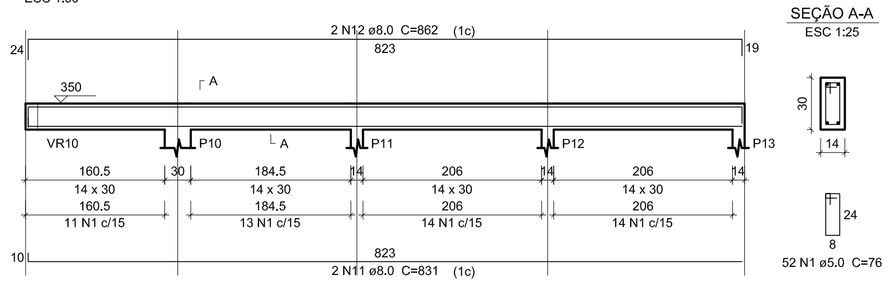

VR5
ESC 1:50

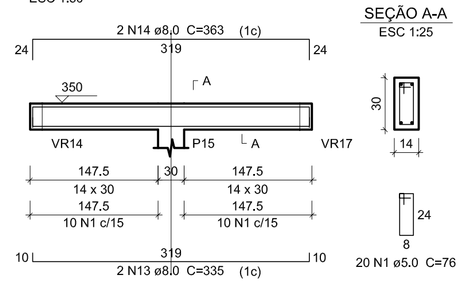

VR6
ESC 1:50

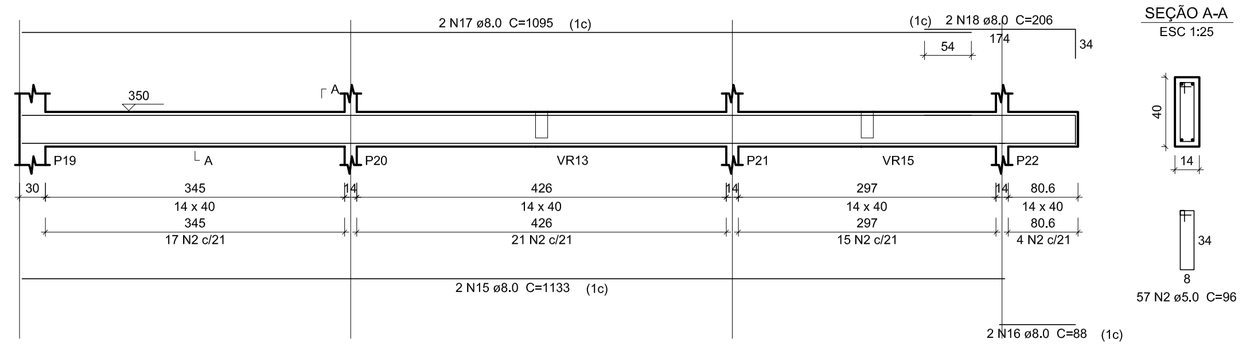

VR7
ESC 1:50

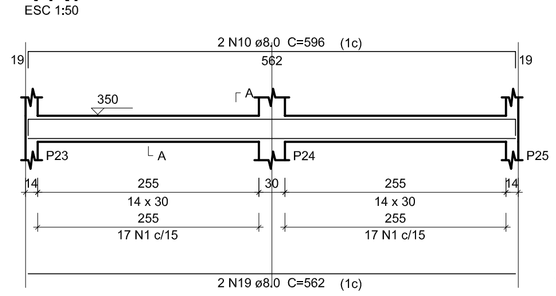

VR8
ESC 1:50

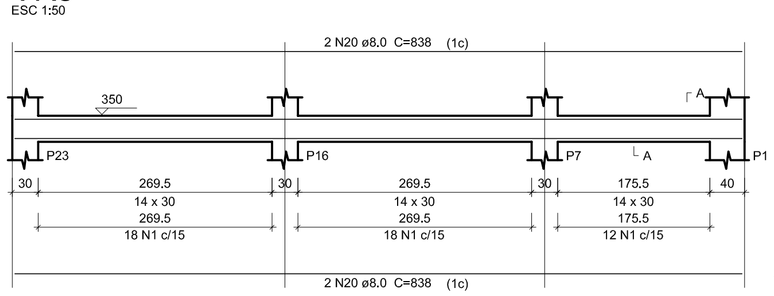

VR9
ESC 1:50

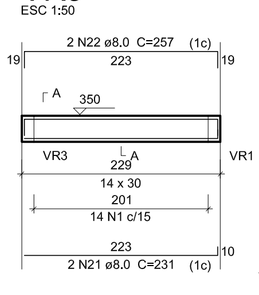

VR10
ESC 1:50

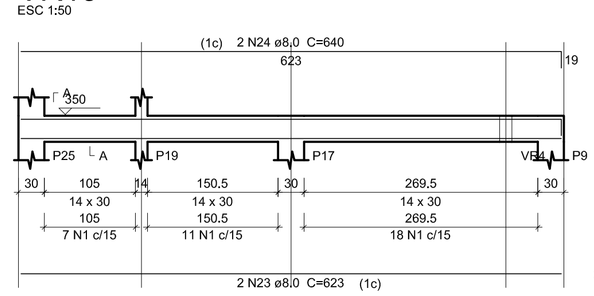

VR11
ESC 1:50

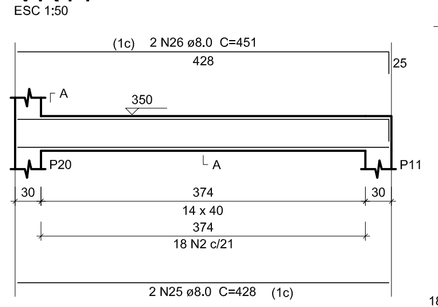

VR12
ESC 1:50

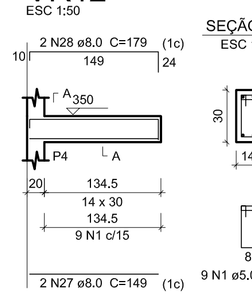

VR13
ESC 1:50

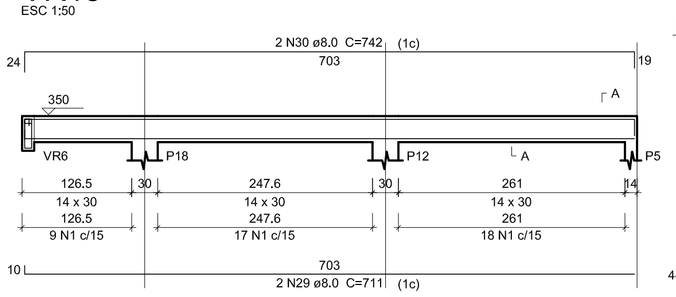

SUSPENSÃO VR6
ESC 1:25

1 N35 ø10.0 C=97

VR14
ESC 1:50

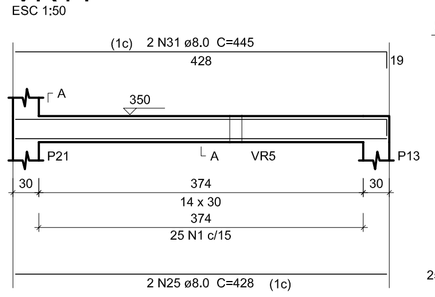

VR15
ESC 1:50

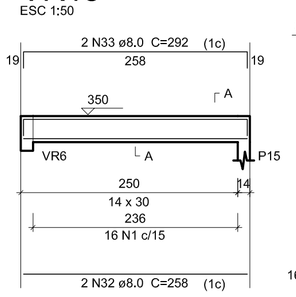

VR16
ESC 1:50

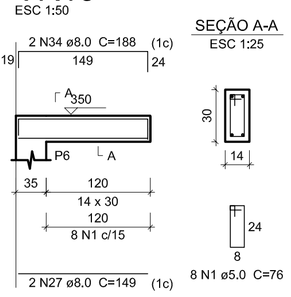

VR17
ESC 1:50

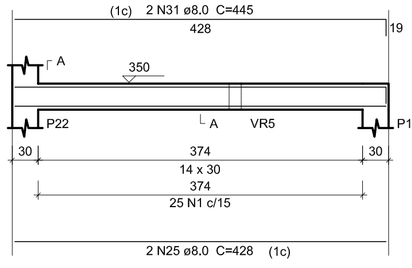

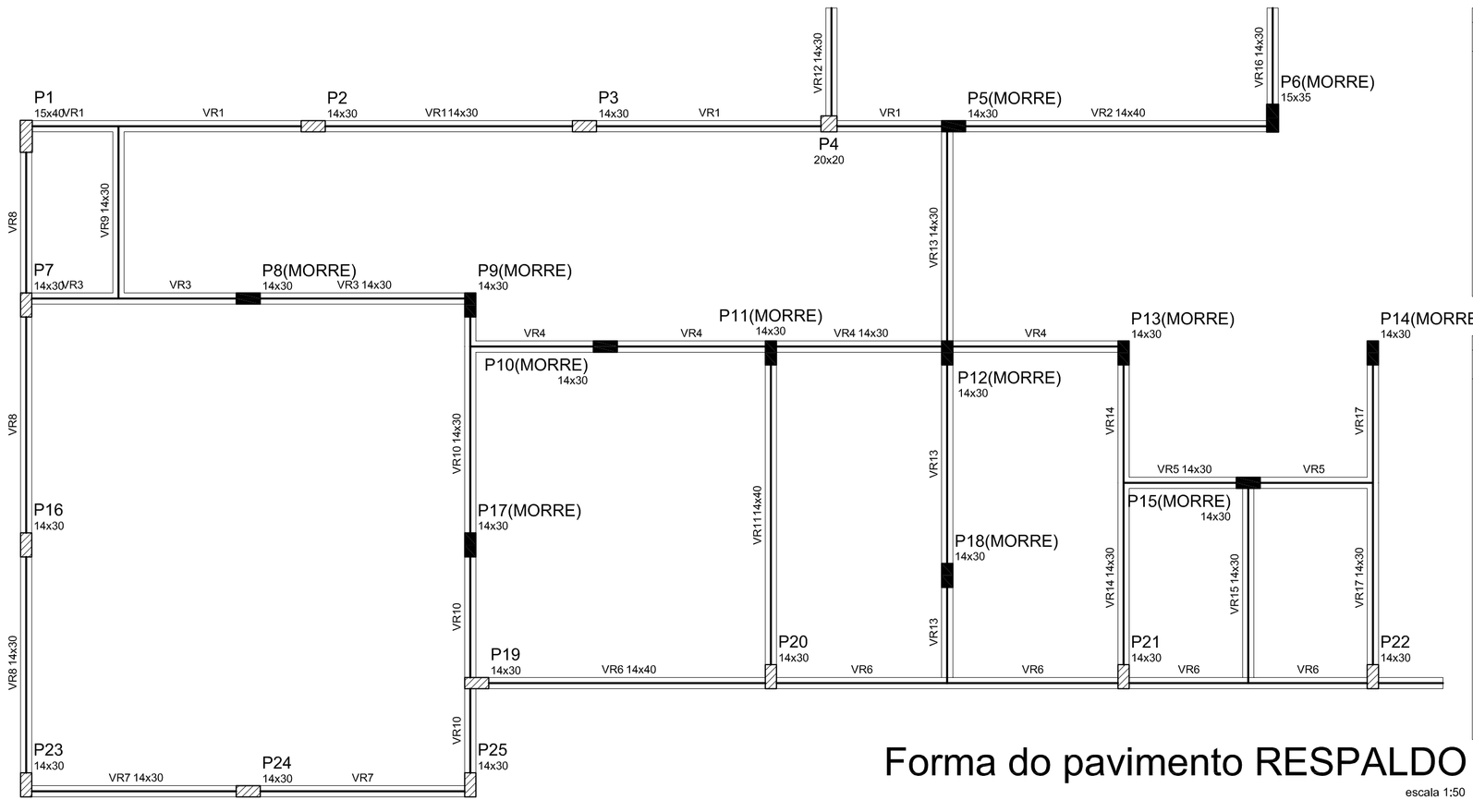

Forma do pavimento RESPALDO

escala 1:50

Vigas			
Nome	Seção (cm)	Elevação (cm)	Nível (cm)
VR1	14x30	0	350
VR2	14x40	0	350
VR3	14x30	0	350
VR4	14x30	0	350
VR5	14x30	0	350
VR6	14x40	0	350
VR7	14x30	0	350
VR8	14x30	0	350
VR9	14x30	0	350
VR10	14x30	0	350
VR11	14x40	0	350
VR12	14x30	0	350
VR13	14x30	0	350
VR14	14x30	0	350
VR15	14x30	0	350
VR16	14x30	0	350
VR17	14x30	0	350

Pilares			
Nome	Seção (cm)	Elevação (cm)	Nível (cm)
P1	15 x 40	0	350
P2	14 x 30	0	350
P3	14 x 30	0	350
P4	20 x 20	0	350
P5	14 x 30	0	350
P6	15 x 35	0	350
P7	14 x 30	0	350
P8	14 x 30	0	350
P9	14 x 30	0	350
P10	14 x 30	0	350
P11	14 x 30	0	350
P12	14 x 30	0	350
P13	14 x 30	0	350
P14	14 x 30	0	350
P15	14 x 30	0	350
P16	14 x 30	0	350
P17	14 x 30	0	350
P18	14 x 30	0	350
P19	14 x 30	0	350
P20	14 x 30	0	350
P21	14 x 30	0	350
P22	14 x 30	0	350
P23	14 x 30	0	350
P24	14 x 30	0	350
P25	14 x 30	0	350

TIPO DA OBRA:
REFORMA E AMPLIAÇÃO DO HOSPITAL MUNICIPAL DE ITAÚBA

PROPRIETÁRIO: PREFEITURA MUNICIPAL DE ITAÚBA - MT
C.G.C. / C.P.F.: 03.238.961/0001-27

LOCAL: AV. TIRADENTES, ESQUINA COM A RUA FRANCISCO CARRARA, QUADRA 15 - ITAÚBA/MT

AREAS:
ÁREA TOTAL DA EDIFICAÇÃO....1.302,67m²
ÁREA DE REFORMA.....952,91m²
ÁREA DE AMPLIAÇÃO.....349,76m²
ÁREA DA URBANIZAÇÃO.....1.568,63m²

AUTOR DO PROJETO
KLEY WILLIAN AREVALO COSTA
CREA: 120.075.956-7

ASSINATURA

ESCALA: INDICADAS

DATA: FEVEREIRO / 2018

ASSUNTO:
ESTRUTURAL
(CENTRO CIRÚRGICO)
PLANTA DE FORMA - RESPALDO
VIGAS RESPALDOS

FOLHA Nº
07
/14